

**PRODUCT NAME**

M99 Cellulose

**ORIGINALLY ISSUED**

22/09/2005

**VERSION**

1.0

**PRODUCT CODE**

TOPM99

**VERSION DATE**

22/09/2005



**PRODUCT DESCRIPTION**

A high quality Cellulose product for use on Classic Cars, Industrial applications.

It gives excellent gloss 'from the gun' and provides fast through drying, ease of use, and gives a hard and durable dried film enabling rapid throughput of work.



**IMPORTANT INSTRUCTIONS BEFORE USE**

- Read and follow SDS, TDS and label instructions
- Stir all paints thoroughly before use
- Always use the same batch number on the same job
- Check colour & sheen. HMG will not accept any discrepancies arising after use
- Filter the product immediately before use
- Reduce emissions and maintain quality by replacing tin lid after use
- If in any doubt speak HMG Technical Service Department on (0161) 205 7631



**MAXIMUM VOC CONTENT (RFU)**

0.70Kg/L

**REGULATIONS / COMPLIANCE**

- For use in Aerosol, Classis Car Refinish and Industrial Applications
- Not to be used in connection with 2004/42/CE
- Not to be Used under SI2005:27773



**COLOUR RANGE**

- Available in a wide colour range including RAL & BS & Classic Car shades.
- Fluorescent colours are available (See separate TDS)



**GENERAL INFORMATION**

Coverage 20 square metres per litre @ 20 microns dft  
Flashpoint 4°C  
Temp Resistance Up to 80°C  
Storage Store between 5°C - 25°C. When not in use, cans must be kept sealed  
Shelf Life 12 months from delivery date in original sealed containers



**CLEANING**

Ensure surfaces to be coated are dry and must be cleaned using the appropriate HMG product to remove all traces of contaminants.

HMG produce a full range of Preparatory Cleaners suitable for most cleaning and degreasing processes.

Please refer to our website for Knowledge Base article Prep-Cleaning Techniques (KNB0009) and Preparatory Cleaners from the Product Guide. Over Wood: Fill grain as appropriate using good quality wood filler. Flat thoroughly using 180 - 240 Garnet Paper. Tak rag surface. Apply HMG Spirit Stain if appropriate.

HMG Sanding Sealer or HMG Pre-Cat Sanding Basecoat are used on woods subject to grain raising prior to application of Industrial cellulose lacquers.

Pre-treatment: Under 'pigmented' Industrial Cellulose colours on wood and on steel substrates a variety of HMG Build Up systems can be used including: HMG E9 White/Grey Primer, and HMG 2 Pack or Stoving Primer Systems.

NB: If M99 cellulose is to be used over aluminium and alloys an HMG etch primer or Washfiller must be used. For full advice on priming difficult substrates, please contact: HMG Technical Support.



**SURFACE PREPARATION**

Please refer to Knowledge Base for details on Surface Preparation.



**SUGGESTED PRIMER / FILLER / SEALER SYSTEMS**

- APS1 Cellulose Primer
- APS2 Cellulose Primer



**HEALTH AND SAFETY**

- Refer to SDS and tin label prior to use.

**APPLICATION METHODS**



**MIXING RATIO**

|     | AEROSOL | COMPLIANT SPRAY GUN |        | PRESSURE POT    |        |
|-----|---------|---------------------|--------|-----------------|--------|
| RFU |         | Base<br>Thinner     | 1<br>1 | Base<br>Thinner | 1<br>1 |










**THINNER OPTIONS**

|  |                              |                              |
|--|------------------------------|------------------------------|
|  | Thinner 2641<br>Thinner 2642 | Thinner 2641<br>Thinner 2642 |
|--|------------------------------|------------------------------|



**VISCOSITY**

|  |         |                |         |                |
|--|---------|----------------|---------|----------------|
|  | 30 - 35 | seconds B4 cup | 30 - 40 | seconds B4 cup |
|--|---------|----------------|---------|----------------|

|  |                                     |                              |                              |                              |
|--|-------------------------------------|------------------------------|------------------------------|------------------------------|
|   | <b>SPRAY GUN SETUP</b>              |                              |                              |                              |
|  |                                     | 1.4 - 1.8                    | 1.2 - 1.4                    |                              |
|    | <b>NUMBER OF COATS (GUIDE ONLY)</b> |                              |                              |                              |
|  | 2 full coats                        | 2 full coats                 | 2 full coats                 |                              |
|    | <b>FLASH OFF</b>                    |                              |                              |                              |
|  | 10 mins                             | 10 mins                      | 10 mins                      |                              |
|    | <b>DRYING TIME</b>                  |                              |                              |                              |
|  | Touch dry<br>Hard dry               | 10mins @20°C<br>45mins @20°C | Touch dry<br>Hard dry        | 10mins @20°C<br>45mins @20°C |
|    | <b>RECOATABILITY / OVERCOATING</b>  |                              |                              |                              |
|  | At any stage after flash-off        | At any stage after flash-off | At any stage after flash-off |                              |
|    | <b>WET FILM THICKNESS*</b>          |                              |                              |                              |
|  | 50 microns                          | 50 microns                   | 50 microns                   |                              |
|    | <b>DRY FILM THICKNESS*</b>          |                              |                              |                              |
|  | 20 microns                          | 20 microns                   | 20 microns                   |                              |
| * - HMG Technical Data Sheets indicate a Dry Film Thickness that will be achieved when applying a particular Wet Film Thickness. These values are a guide only and are not to be used as specifications. Film thickness will vary depending on actual use and specification. Great care should be taken to achieve the dft stated in the agreed specification and to avoid areas of excessively low or high thickness. |                                     |                              |                              |                              |

This information relates only to the specific material designated and may not be valid for such material used in combination with any other materials or in any process. Such information is to the best of HMG's knowledge and belief accurate and reliable as of the date indicated. However, no representation, warranty or guarantee is made as to its accuracy, reliability or completeness. It is the user's responsibility to satisfy themselves as to the suitability and completeness of such information for their own particular use. For professional use only.